

THE FACULTY OF LAW  
DEPARTMENT OF CRIMINOLOGY

**ENGLISH COURSE – ENGLISH FOR  
SPECIFIC PURPOSES**

Podgorica, 09.12.2015.

# **13** Crimes: **Robbery**

## **Get ready!**

**1 Before you read the passage, talk about these questions.**

- 1 What are some valuable items that people often carry?
- 2 How can people avoid being robbed?




mug



robbery



knifepoint



mug

demand

cash



ring



**MUGSHOT**

## difference between mug, rob, and steal

# STEAL

This is used for THINGS and is done in secret. It happens when no one is looking. So you go out and you come back and something is gone~!

*Someone **stole** my sandwich from the fridge...*

*A: Hey, where's my TV???*

*B: WHAT!?!?! It was **STOLEN**~!*

## difference between mug, rob, and steal

# ROB

This is used for PEOPLE and PLACES. It is noticeable.

*A: Where's he stereo? The DVD player???*

*B: Oh no~! We've been **ROBBED**~!!*

*The bank was **robbed** yesterday and 2 million dollars was stolen.*



# MUG

This is used when someone forces you to give them your valuables on the street. Usually, with a gun or knife...

*(man pulls out a knife)*

*C: Give me your wallet and watch~!*

*D: What the hell?!?!*

*C: Quick~! Or I'll stab you!*

*D: Here you go.*

*(the **mugger** runs away)*

*D: Help! I've been **mugged**~!!!*

*The gang ..... three banks over a period of six months, but were finally caught.*

*Our local post office was ..... early on Tuesday morning.*

*A young woman was ..... in the street as she walked home from work last night.*

*Our car was ..... from outside our house last week.*

*The house was ..... while they were all sleeping.*

The gang **robbed** three banks over a period of six months, but were finally caught.

Our local post office **was robbed** early on Tuesday morning.  
A young woman **was mugged** in the street as she walked home from work last night.

Our car **was stolen** from outside our house last week.  
The house **was burgled** while they were all sleeping.



# POLICE REPORT

On January 17 at 1:00 AM, I answered a call to 112 4th Street about a **robbery**.

I spoke to the victim, Rosa Hernandez. She stated that a tall man **approached** her in an alley and **mugged** her. The thief **came up** behind Hernandez and held her at **knifepoint**. The thief then **demanded** all of her valuable items. He **threatened** to harm Hernandez unless she cooperated.

Hernandez dropped her **cash** and wedding **ring** on the ground. The thief **stole** the items and then ran to the street.

Hernandez did not see the attacker's face clearly.

APPROACH – prići, prilaziti  
VICTIM – žrtva  
ALLEY – uska uličica,  
prolaz  
KNIFEPOINT – uperiti nož,  
prijetiti nožem  
DEMAND – zahtjevati  
VALUABLE ITEMS –  
vrijedne stvari,  
dragocjenosti, vrijednosti  
THREATEN – prijetiti  
HARM - povrijediti, nanijeti  
štetu  
UNLESS – ako ne  
DROP– ispustit, baciti  
CLEARLY – jasno

# Reading

**2** Read the police report. Read the summary. Then, fill in the blanks with the correct words from the word bank.

## word BANK

money robbery thief knife

A 1 \_\_\_\_\_ approached Rosa Hernandez in an alley. He demanded her 2 \_\_\_\_\_ and wedding ring. The thief threatened to hurt Rosa with a 3 \_\_\_\_\_ if she did not cooperate. Rosa put her valuable items on the ground. The thief stole the items and ran away. Rosa reported the 4 \_\_\_\_\_ to the police.

1 thief  
2 money

3 knife  
4 robbery

## Vocabulary

### 3 Check (✓) the sentence that uses the underlined part correctly.

- 1  A A thief demand Vera outside her house yesterday.  
 B A married person often wears a ring.
- 2  A People use cash to buy things.  
 B Everyone praised the officer for stealing the suspect.
- 3  A The thief ran away when he saw the officer approach him.  
 B A robbery is a way to catch a criminal.

1 B

2 A

3 A

#### 4 Choose the correct word for each blank.

##### 1 demanded / threatened

A Sharon \_\_\_\_\_ that the suspect stop running.

B The officer \_\_\_\_\_ to arrest the man.

##### 2 knifepoint / robbery

A The man was held at \_\_\_\_\_.

B The police caught Sergio after he committed a \_\_\_\_\_.

##### 3 come up / mug

A Someone tried to \_\_\_\_\_ Amy in the alley.

B Marty turned around when he heard someone \_\_\_\_\_ behind him.

##### 4 steal / approach

A Criminals would rather \_\_\_\_\_ items than pay for them.


B \_\_\_\_\_ the suspect quietly so he does not hear us coming.

1 A demanded  
2 A knifepoint  
3 A mug  
4 A steal

B threatened  
B robbery  
B come up  
B Approach



# Listening

**6**  Listen to a conversation between a police officer and a woman. Mark the statements as true (T) or false (F).

- 1  The thief cut the woman during the robbery.
- 2  The woman did not see the thief's face.
- 3  The officer disagreed with the woman's actions.

1 F

2 T

3 F

7  Listen again and complete the conversation.

**Officer:** Please take a 1 \_\_\_\_\_ ,  
Ms. Hernandez, and tell me what happened.

**Woman:** Okay, officer. I was returning to my hotel. And a man  
suddenly 2 \_\_\_\_\_ me.

**Officer:** What did he 3 \_\_\_\_\_ ?

**Woman:** I don't know. He wore a mask over his face.  
4 \_\_\_\_\_ he had a knife.

**Officer:** Are you hurt?

**Woman:** No, he didn't cut me. He just held the knife out and  
5 \_\_\_\_\_ . So I gave him my cash and  
ring.

**Officer:** Well, I'm glad 6 \_\_\_\_\_ . You  
did the right thing.

- 1 deep breath
- 2 came up behind
- 3 look like

- 4 But I know
- 5 demanded money
- 6 you're all right

# Speaking

**8** With a partner, act out the roles below based on Task 7. Then, switch roles.

## USE LANGUAGE SUCH AS:

*Tell me ...*

*Are you ...*

*He didn't ...*

**Student A:** You are a police officer. Ask Student B about:

- a robbery
- the thief
- his / her condition

Make up a name for the victim.

**Student B:** You were robbed at knifepoint. Answer Student A's questions.

## Writing

- 9 Use the conversation from Task 8 to fill out the police report. Make up a name for the officer.



**Police Report** 

Officer: \_\_\_\_\_

Victim: \_\_\_\_\_

Incident type: \_\_\_\_\_

Describe the incident: \_\_\_\_\_

\_\_\_\_\_

\_\_\_\_\_

If items were stolen, list items:

\_\_\_\_\_

# 14 Crimes: **Taxi fraud**

# Get ready!

- 1 Before you read the passage, talk about these questions.**
  - 1 What are the dangers of traveling by unlicensed taxi?
  - 2 How do people find safe taxis in your country?

**kidnap**

**luggage**

## **TAXI FARE**

<b>\$ 2.50</b>	<b>INITIAL CHARGE</b>
<b>40 ¢</b>	<b>Per 1/5 Mile</b>
<b>40 ¢</b>	<b>Per 2 Minutes Stopped/Slow traffic</b>
<b>\$ 1.00</b>	<b>Weekday Surcharge 4 pm - 8 pm</b>
<b>50 ¢</b>	<b>Night Surcharge 8 pm - 6 am</b>

**charge**



When traveling, take precautions to avoid transportation **fraud**. This is especially important when traveling by taxi. Most taxis are safe, but you must be careful. Some criminals drive **unlicensed** taxis. In most cases, the driver simply **charges** passengers an unreasonable **fare** to leave the **cab**. Others steal passengers' **luggage**. The worst will **kidnap** passengers and charge money for their release.

You can take steps to prevent being targeted. Legitimate taxis have **licensed** drivers who follow **regulations**. How can you tell if your driver is licensed? Make sure your driver has an **ID badge**. The badge shows the driver's name, photograph and company information. You can contact the company if the driver overcharges you.

SURCHARGE – doplata

PRECAUTION – oprez,  
predostrožnost

AVOID – izbjeći

FRAUD – prevara

SAFE – bezbjedan

UNLICENCED –  
neregistrovan

CHARGE – naplatiti

FARE – cijena vožnje

CAB – taksi

LUGGAGE – prtljag

RELEASE – oslobađanje

PREVENT – spriječiti

LEGITIMATE – zakonit,  
legitiman

REGULATION – propis

ID BADGE – oznaka, znak

OVERCHARGE – naplatiti  
previsoku cijenu





When traveling, take precautions to avoid transportation **fraud**. This is especially important when traveling by taxi. Most taxis are safe, but you must be careful. Some criminals drive

**unlicensed** taxis. In most cases, the driver simply **charges** passengers an unreasonable **fare** to leave the **cab**. Others steal passengers' **luggage**. The worst will **kidnap** passengers and charge money for their release.

You can take steps to prevent being targeted. Legitimate taxis have **licensed** drivers who follow **regulations**. How can you tell if your driver is licensed? Make sure your driver has an **ID badge**. The badge shows the driver's name, photograph and company information. You can contact the company if the driver overcharges you.

## Reading

### 2 Read the webpage. Then, choose the correct answers.

- 1 What is the purpose of the webpage?  
A to advertise a taxi service  
B to warn travelers of taxi dangers  
C to offer training for taxi drivers  
D to explain how to find a taxi
- 2 Which is NOT a tip offered in the webpage?  
A Keep your luggage with you at all times.  
B Travel only in taxis with licensed drivers.  
C Check if your driver has an ID badge.  
D Call the company about unreasonable charges.
- 3 What can you infer about licensed taxi drivers?  
A They charge extra to carry luggage.  
B They have more comfortable taxis.  
C They work for taxi companies.  
D They only drive taxis that they own.

## Reading

### 2 Read the webpage. Then, choose the correct answers.

- 1 What is the purpose of the webpage?
  - A to advertise a taxi service
  - B to warn travelers of taxi dangers
  - C to offer training for taxi drivers
  - D to explain how to find a taxi
  
- 2 Which is NOT a tip offered in the webpage?
  - A Keep your luggage with you at all times.
  - B Travel only in taxis with licensed drivers.
  - C Check if your driver has an ID badge.
  - D Call the company about unreasonable charges.
  
- 3 What can you infer about licensed taxi drivers?
  - A They charge extra to carry luggage.
  - B They have more comfortable taxis.
  - C They work for taxi companies.
  - D They only drive taxis that they own.

1 B

2 A

3 C

# Vocabulary

## 3 Match the words (1-8) with the definitions (A-H).

- 1 \_\_\_ charge
- 2 \_\_\_ kidnap
- 3 \_\_\_ regulation
- 4 \_\_\_ licensed
- 5 \_\_\_ overcharge
- 6 \_\_\_ luggage
- 7 \_\_\_ fare
- 8 \_\_\_ cab

- A has official authorization for something
- B the money that passengers pay a taxi driver
- C to request money in return for something
- D the items that someone travels with
- E to demand too much money for a service you provide
- F an organization's official rule
- G another name for a taxi
- H to hold someone somewhere by force

1 C  
2 H

3 F  
4 A

5 E  
6 D

7 B  
8 G

**4 Read the sentence and choose the right word.**

- 1 Jean accidentally left her bags in a **luggage** / **taxi**.
- 2 The taxi driver who committed **safety** / **fraud** went to jail.
- 3 Robert wrote down his taxi driver's **ID badge** / **fare** number.
- 4 Legitimate taxi companies ensure their passengers' **safety** / **regulation**.


1 taxi

2 fraud

3 ID badge

4 safety

# Listening


**6**  Listen to a conversation between a man and a police officer. Mark the statements as true (T) or false (F).

- 1 \_\_\_ The taxi driver tried to overcharge the man.
- 2 \_\_\_ The man wrote down the driver's ID badge number.
- 3 \_\_\_ The officer thinks the luggage will be returned.

1 T

2 F

3 F

**7**  **Listen again and complete the conversation.**

**Man:** Officer, 1 \_\_\_\_\_  
\_\_\_\_\_ !

A taxi driver took my luggage. My passport is in it!

**Officer:** 2 \_\_\_\_\_, sir, and tell me what happened.

**Man:** The driver refused to remove my bags from the front seat. He said I owed him double 3 \_\_\_\_\_.

**Officer:** And then what?

**Man:** Well, I didn't pay him. And 4 \_\_\_\_\_  
\_\_\_\_\_ drove off.

**Officer:** Did you get the driver's 5 \_\_\_\_\_  
\_\_\_\_\_ ?

**Man:** I don't think he had identification.

**Officer:** In that case, I'm not sure how much we can do. 6 \_\_\_\_\_  
\_\_\_\_\_, be more careful. You can't trust unlicensed taxis.

1 please help me

2 Calm down

3 the normal fare

4 then he just

5 ID badge number

6 In the future

## Speaking

8 With a partner, act out the roles below based on Task 7. Then, switch roles.

### USE LANGUAGE SUCH AS:

*Tell me ...*

*And then ...*

*I didn't ...*

**Student A:** You are a police officer. Talk to Student B about:

- a crime involving a taxi driver
- items lost or stolen
- driver identification

**Student B:** You lost something to a taxi driver. Answer Student A's questions.

## Writing

- 9 Use the conversation from Task 8 to fill out the officer's notes.

**Incident Notes**

According to the victim, a taxi driver \_\_\_\_\_  
\_\_\_\_\_

The driver demanded \_\_\_\_\_  
\_\_\_\_\_

The passenger \_\_\_\_\_  
\_\_\_\_\_  
\_\_\_\_\_  
\_\_\_\_\_





*That's all Folks!*

**THANK YOU FOR COMING!  
SEE YOU NEXT WEEK.**

SEE YOU NEXT WEEK  
THANK YOU FOR COMING!